



### 1. Productname

Nenko LED Projector - Saver pack 1

### 2. Product code

23158130

### 3. Colour

As shown



### 4. Short description

This LED projector, specially developed by Nenko, is whisper quiet, maintenance-free due to the built-in LED lamp and already equipped with a built-in wheel motor for both magnetic and non-magnetic wheels (by means of an included adapter kit). The built-in wheel motor also allows you to set the speed to 4 different modes: 2tpm, 1.5tpm, 1tpm, 0.5tpm, allowing you to decide whether you want a wheel to spin faster or slower. On the back of the projector is the control. The projector is equipped with a table/ceiling stand. Lens size: 85 mm. Operates on 12V. This benefit package includes a Nenko projector with built-in wheel motor and three magnetic effect wheels with earth, flower and butterfly themes. Contents may vary. Lens size: 85 mm. Operates on 12V. This benefit pack comprises a Nenko projector with built-in wheel motor and three magnetic effect wheels with the themes of earth, flowers and butterflies. Contents may vary.

### 1. Productname


Magnetic Liquid Wheel - Strong Colours

### 2. Productcode

22355130

### 3. Colour

As shown



### 1. Productname

Nenko projector

### 2. Productcode

23157130

### 3. Kleur

As shown





#### 4. Short description

This LED projector, specially developed by Nenko, is whisper quiet, maintenance-free due to the built-in LED lamp and already equipped with a built-in wheel motor for both magnetic and non-magnetic wheels (by means of an included adapter kit). The built-in wheel motor also allows you to set the speed to 4 different modes: 2tpm, 1.5tpm, 1tpm, 0.5tpm, allowing you to decide whether you want a wheel to spin faster or slower. On the back of the projector is the control. The projector is equipped with a table/ceiling stand. Lens size: 85 mm. Operates on 12V. This benefit package includes a Nenko projector with built-in wheel motor and three magnetic effect wheels with earth, flower and butterfly themes. Contents may vary. Lens size: 85 mm. Operates on 12V. This benefit pack comprises a Nenko projector with built-in wheel motor and three magnetic effect wheels with the themes of earth, flowers and butterflies. Contents may vary.

#### 5. Sensory stimulations

See

#### 6. Technical information

Electrical specification: INPUT: 100-240V 50 / 60Hz 0.8A OUTPUT: 12V 2A CE UL

#### 7. Installation


Connect the power supply to the 12VDC socket on the back of the LED projector and plug it in:



#### Adding wheels:

The effect wheels can easily be added in the projector's wheel slot. Our wheels are attached magnetically, making installation quick and easy:







**Set of adapters for installing magnetic or non-magnetic effects:**





## Install non-magnetic wheel

To install a non-magnetic wheel, simply screw the black adapter onto the wheel. Then clip the wheel with the side of the adapter onto the magnetic holder in the projector.








## To install the Magnetic Impact Type Wheel


Use the included silver adapter to install a magnetic effect wheel with this type of connection. Simply slide it onto the end of the wheel and attach it to the magnetic medium in the projector:





## 8. Extra information

After your effect wheel is installed, turn on the LED projector using the on/off switch. The Nenka projector has four speeds: 0.5 - 1.0 - 1.5 and 2.0 revolutions per minute. Select the desired speed using the appropriate button. A green indicator light comes on to indicate the selected speed:



After your effect wheel is installed, turn on the LED projector using the on/off switch. The Nenka projector has four speeds: 0.5 - 1.0 - 1.5 and 2.0 revolutions per minute. Select the desired speed using the appropriate button. A green indicator light comes on to indicate the selected speed:





## 9. Maintenance

The LED projector has been designed by Nenko to require little maintenance. Clean the exterior as required with a soft, damp cloth lightly soaked in detergent solution. Blow away any visible dust in the effect wheel slot with an 'air gun'.

**CAUTION: Do not clean inside the Nenko projector with a wet cloth.**

For more information, you can visit our website [www.nenko.com](http://www.nenko.com)

