

1. Product Name

Tranquil pinguin

2. Product Code

99310134



3. Brief Description

The Tranquil Penguin is a calming nightlight that projects a relaxing underwater light effect onto the ceiling. This unique patented mechanism not only helps babies and young children fall asleep more easily but is also suitable for children with autism, ADHD, or sleep issues related to stress and sensory processing. During the day, the penguin is a soft plush toy, and at night, it transforms into a soothing light and sound projector.

4. Sensory Stimulation

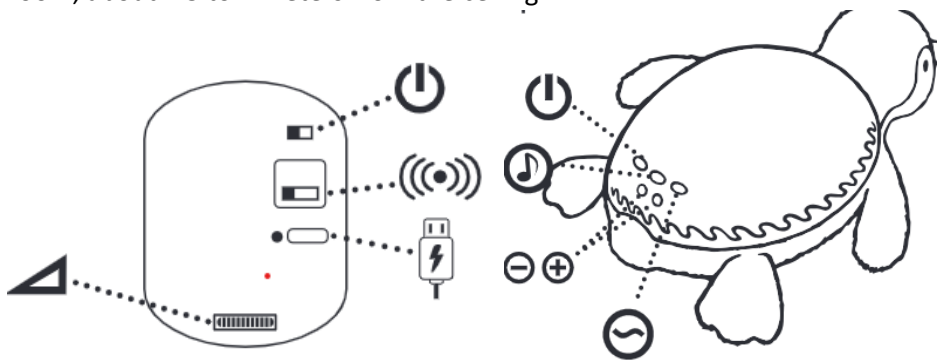
See, Feel

5. Specifications

31,5 x 30 x 12 cm

6. Commissioning

The Tranquil Penguin can project onto a light-colored ceiling in a room and play soothing melodies. To achieve the ideal underwater effect, place the Tranquil Penguin on a flat surface in the center of a dark room, about 1.5 to 2 meters from the ceiling.





1. Turning On/Off

The on/off switch is located on the top button underneath the Tranquil Penguin. Slide the switch to "On" to activate the Tranquil Penguin. Set the switch to "Off" when the product is not in use for an extended period.




2. Nachtlicht und Wasseffekt

Press the button  Press the "Power" button to start the projection.

- Adjust the brightness to the desired intensity by turning the wheel  which is located at the bottom of the Tranquil Penguin.





- The movement of the water effect can be completely stopped by pressing the button. 
Press the "Wave" button on the Tranquil Penguin's shield to completely stop the movement of the water effect.

3. **Volume and Sound Control**

Press the volume button to choose between 4 soothing sounds (Ocean Surf, Mellowave, Whale Song, Tranquil Loop) or to turn off the sound. Use the two small buttons on the edge of the shield to adjust the volume.

4. **Sleep timer**

The Tranquil Penguin will automatically turn off after 23 minutes. Press the "Power" button again to restart the sleep timer.

5. **Crying/Sound Sensor**

The Tranquil Penguin is equipped with a sound sensor that restarts the product when it detects a sound in the room. To activate the sound sensor, slide the switch at the bottom from "OFF" to "HI" or "LO". The "HI" setting is more sensitive and will restart the product even if only a moderate sound is detected. The "LO" setting is less sensitive and will only restart the device if a loud sound is detected or if the baby is crying.

Attention: The sound sensor is only activated when the Tranquil Penguin is automatically switched off. If you manually switch off the Tranquil Penguin using the on/off switch on top of the unit, the sound sensor will be deactivated, regardless of the position of the switch. To reactivate the sound sensor, turn the device off and then on again.

6. **Charging your Tranquil Penguin**

The Tranquil Penguin contains a built-in rechargeable battery. To charge the device, connect a USB-C cable to a standard USB power source. The charging indicator will turn red to show that the device is charging. The Tranquil Penguin does not operate during charging. The indicator will turn green once the battery is fully charged. Disconnect the USB-C cable to use the Tranquil Penguin. Please observe all warnings on the packaging.

Please keep these instructions as they contain important information

For more information, please visit our website www.nenko.com

